



SERIES 260 CARD LOK

RECOMMENDED GAP WIDTH

PCB + 7.62 mm (.300 in)

RECOMMENDED TORQUE

68 N-cm (6 in-lbs)

With "L" option 90 N-cm (8 in-lbs)

WEIGHT

.95 g/cm (.085 oz/in)

MATERIALS AND FINISH

BODIES AND WEDGES

Material: Aluminum Alloy 6061-T6 per ASTM-B221 or AMS-QQ-A-200/8

Finish: See finish table on opposite page

SHAFT

Material: Aluminum Alloy 6061-T6 per ASTM-B221 or AMS-QQ-A-200/8

Finish: See finish table on opposite page

SCREW, LOCK AND FLAT WASHER

.09-in. or 2.5-mm hex. socket head cap screw, depending on mounting configuration

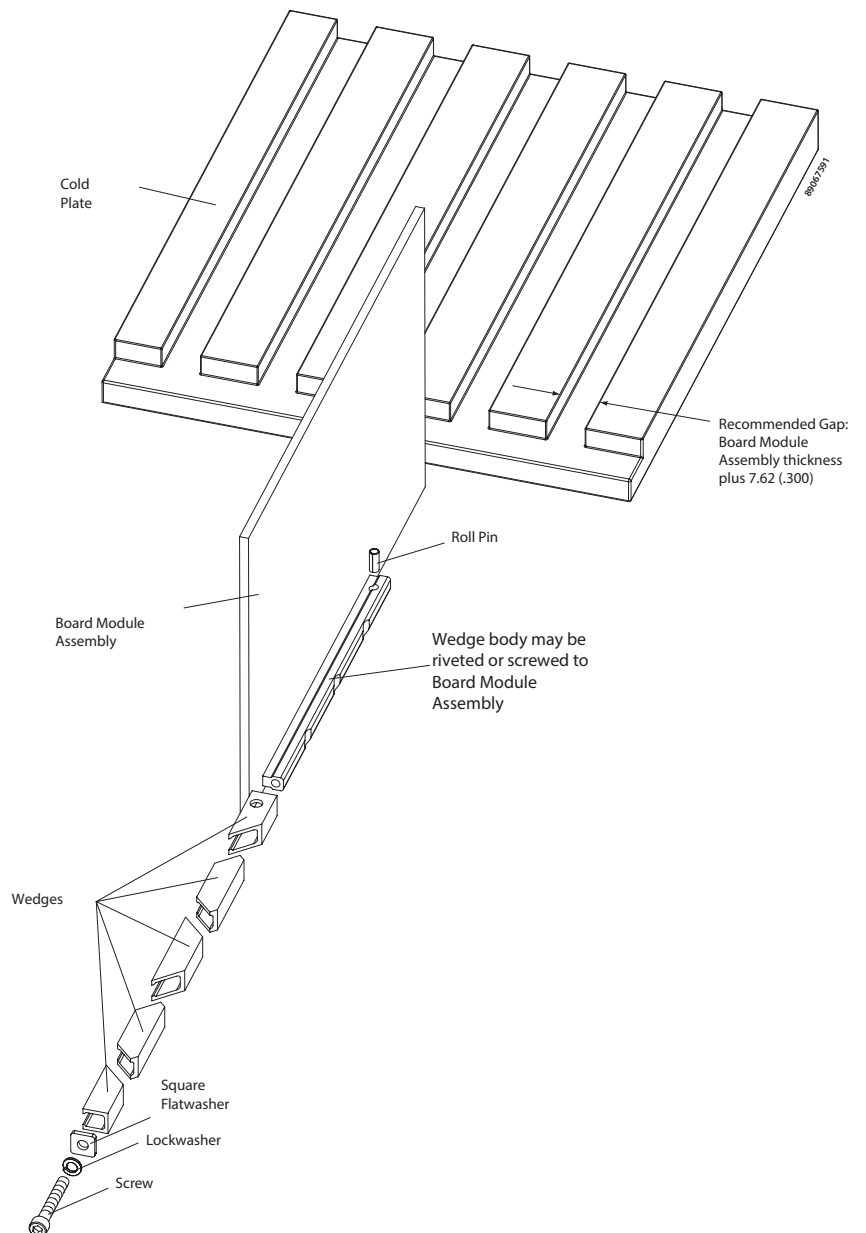
Material: Stainless steel per ASTM A-582 or NAS1352C

Finish: Passivated per AMS2700

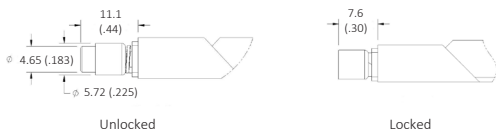
ROLL PIN

Material: 400 series stainless steel

Finish: Passivated per AMS2700

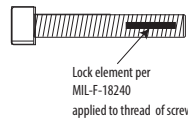


SERIES 260 CARD LOK



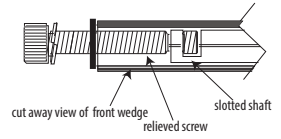
Detail "V"

Provides visual lock indication



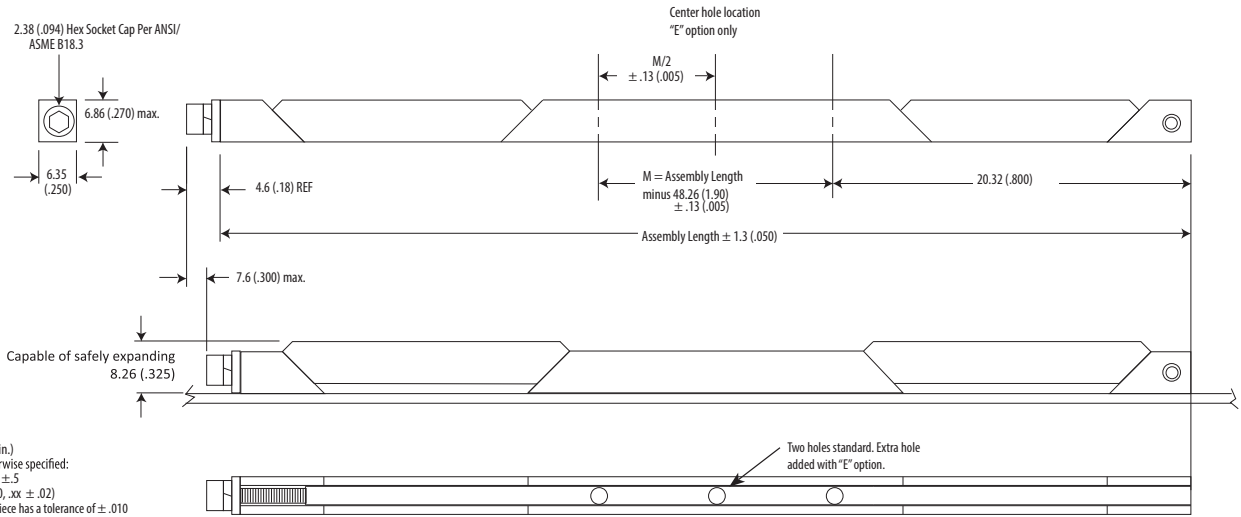
Detail "L"

Provides prevailing torque for resistance to loosening from shock and vibration. Adds 22 N-cm (2 in-lbs) torque to assembly.



Detail "K"

Prevents the unintentional disassembly of screw from shaft.



Units: mm (in.)
 Unless otherwise specified:
 .xx ± .25, .x ± .5
 (.xxx ± .010, .xx ± .02)
 Note: Each piece has a tolerance of ± .010

Part Number Code	M	V	A	260	-	2.80	E	H	L	K
Screw										
Metric Screw Head M2.5 Hex Drive	M									
Standard Screw Head 3/32 Hex Drive	[Blank]									
Type										
Torque Limiting version*	TLC									
Standard version with Visual Indicator	V									
Standard version	[Blank]									
Finish										
BlackAnodized			A							
Or choose from Finish Table										
Length										
Length in 12.7 (.50) increments						71.12 [2.80]				
						to 325.12 [12.80]				
Mounting										
Additional Center Mounting Hole									E	
None									[Blank]	
Mounting Options - through mounting holes										H
Or choose from Mounting Method Table										
Lock Patch										
Lock Patch										L
None										[Blank]
Captive Screw										K
None										[Blank]

Part Number Code Example: MVA260-4.80H
 Series 260 Card-Lok with M2.5 hex drive and visual indicator, black anodized finish, 121.9 (4.80) long, and standard rivet hole mounting

FINISH TABLE

CODE LETTER	SURFACE FINISH
[blank]	CHEM FILM PER MIL-DTL-5541 CLASS 3, GOLD
R	CHEM FILM PER MIL-DTL-5541 CLASS 3, TYPE II, CLEAR
A	BLACK ANODIZE PER MIL-A-8625 TYPE II, CLASS 2
HA	HARD BLACK ANODIZE PER MIL-A-8625 TYPE III, CLASS 2
EN	ELECTROLESS NICKEL PER MIL-C-26074 CLASS 4, GRADE B, BRIGHT

MOUNTING METHOD TABLE

CODE LETTER	METHOD
H	Ø1.73/1.85 (.068/.073) DIA. THROUGH HOLES COUNTERSINK 100° x 1.52 (.060) DEEP
T0	0-80 TAPPED HOLE
T2	2-56 TAPPED HOLE
TM2	M2 x 0.40 TAPPED HOLE
TM2.5	M2.5 x 0.45 TAPPED HOLE

***NOTE:** FOR THE TORQUE LIMITING "TLC" VERSION:
 THE MINIMUM LENGTH IS 96.52 (3.80)
 THE FRONT MOUNTING HOLE, NEAREST TO THE SCREW, WILL BE REPLACED WITH AN INDEXING PIN
 VISUAL INDICATOR OPTION NOT AVAILABLE
 MUST CLICK 3+ TIMES FOR PROPER INSTALLATION